

**LOCAL DISASTER RISK REDUCTION AND MANAGEMENT FUND UTILIZATION**  
 Sorsogon City  
 Fourth Quarter CY 2024

**Total LDRRMF Allocation**


DRRM Fund, Current Year	P 90,150,000.00
<i>Quick Response Fund (30%)</i>	27,045,000.00
<i>Mitigation Fund (70%)</i>	63,105,000.00
Other Fund, Current Year	201,014.25
Continuing Appropriation	6,663,083.41
Total Previous Years' Appropriations transferred to the Special Trust Fund	45,550,763.29
<b>Total</b>	<b>P 142,564,860.95</b>

**Quarterly LDRRMF Utilization**


DRRM Fund, Current Year	P 56,606,720.59
<i>Quick Response Fund (30%)</i>	4,301,964.38
<i>Mitigation Fund (70%)</i>	52,304,756.21
Other Fund, Current Year	2.00
Continuing Appropriation	6,138,461.01
Total Previous Years' Appropriations transferred to the Special Trust Fund	35,178,191.59
<b>Total</b>	<b>P 97,923,375.19</b>

Unutilized Balance **P 44,641,485.76**

Prepared by:

  
**ATTY. CHRISTINE N. MERALPES**  
 City Accountant

Attested by:

  
**MA. ESTER E. HAMOR**  
 City Mayor

**LOCAL DISASTER RISK REDUCTION AND MANAGEMENT FUND UTILIZATION**

**REGION:** REGION V - BICOL REGION      **CALENDAR YEAR:** 2024  
**PROVINCE:** SORSOGON      **QUARTER:** 4  
**CITY/MUNICIPALITY:** CITY OF SORSOGON (Capital)

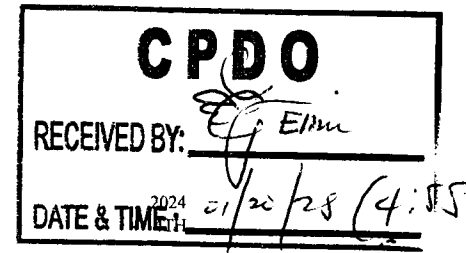
Particulars	LDRRM Fund		NDRRM Fund	From Other LGUs	From Other Sources	Total
	Quick Response Fund (QRF) 30%	Mitigation Fund 70%				
<b>A. Sources of Funds</b>						
Current Appropriations	P 27,045,000.00	P 63,105,000.00	P -	P -	P -	P 90,150,000.00
Continuing Appropriations					6,663,083.41	6,663,083.41
Previous Years' Appropriations Transferred to the Special Trust Fund						
2018					42,188.01	42,188.01
2020					3,005,970.07	3,005,970.07
2021					2,459,026.25	2,459,026.25
2022					8,617,252.59	8,617,252.59
2023					31,426,326.37	31,426,326.37
Transfer/Grants				200,000.00	1,014.25	201,014.25
<b>Total Funds Available</b>	<b>27,045,000.00</b>	<b>63,105,000.00</b>	<b>-</b>	<b>200,000.00</b>	<b>52,214,860.95</b>	<b>142,564,860.95</b>
<b>B. Utilization</b>						
Medicines and medical supplies		1,566,680.00				1,566,680.00
Food and non-food Supplies		25,931,442.50			12,191,022.50	38,122,465.00
Repair of Evacuation Center						-
Trainings, drills and simulation		1,464,534.90			2,293,724.63	3,758,259.53
Centro Iraya & Bliss Macabog, West District		2,490,000.37				2,490,000.37
Construction of Seawall @ Brgy. Cambulaga, West District		4,931,846.06				4,931,846.06
Construction of Flood Control @ Brgy. Sugod, Bacon District		4,900,000.00				4,900,000.00
Improvement of Water System in Evacuation Center (Balogo)		258,346.00				258,346.00
100% Billing Rehabilitation/Construction of Farm Machinery and Equipment Shed (DRRMF STF 2022)					930,024.03	930,024.03
100% Billing Construction of Drainage Lined-Canal@City Employees Housing (DRRMF STF 2022)					377,627.92	377,627.92
51.12% work accomplishment for the construction of lined canal (phase II) at City Village, Brgy. Cabid-an, East District, Sorsogon City (DRRMF STF 2023)					960,612.13	960,612.13

Particulars	LDRRM Fund		NDRRM Fund	From Other LGUs	From Other Sources	Total
	Quick Response Fund (QRF) 30%	Mitigation Fund 70%				
Construction of flood control at brgy, Sugod bacon district, Sorsogon City (counterpart to 20%) (DRRMF STF 2023)					15,064,981.46	15,064,981.46
EOC Repair (DRRMF STF 2023)					1,744,991.17	1,744,991.17
100% Billing Construction of Flood Control Bulabog (Continuing 2023)					787,256.04	787,256.04
100% Billing Construction of EOC (Continuing 2023)					219,573.72	219,573.72
100% Billing Construction of DRR Warehouse (Continuing 2023/STF-2020)					2,332,575.99	2,332,575.99
Heavy Equipment - Manlift Truck					3,197,500.00	3,197,500.00
Dog Impounding Vehicle					235,000.00	235,000.00
Heavy Equipment - Mini Backhoe		3,400,000.00			-	3,400,000.00
Heavy Equipment - Rescue Boat		1,318,475.00			-	1,318,475.00
Equipment - Public Address System		780,000.00				780,000.00
Equipment - Base Radio in Brgys		797,250.00				797,250.00
Equipment - Production IEC Materials		998,200.00				998,200.00
Rescue/evacuation equipment, gears and supplies		1,639,688.00				1,639,688.00
Other DRR expenses - insurance		1,394,438.38				1,394,438.38
Other DRR expenses - CBMS					867,575.00	867,575.00
Other DRR expenses - CDRRM meeting		35,000.00			72,000.00	107,000.00
Other DRR expenses - Repair hydronet station		52,000.00				52,000.00
Other DRR expenses - Development of Information and Database Generation		226,855.00				226,855.00
Other DRR expenses - media IEC		120,000.00				120,000.00
Refunds-Other sources					2.00	2.00
Emergency purchase / expenses (QRF)	4,301,964.38					4,301,964.38
Reverted to GF					42,188.01	42,188.01
<b>Total Utilization</b>	<b>4,301,964.38</b>	<b>52,304,756.21</b>			<b>41,316,654.60</b>	<b>97,923,375.19</b>
Unutilized Balance	₱ 22,743,035.62	₱ 10,800,243.79	₱ -	₱ 200,000.00	₱ 10,398,206.35	₱ 44,641,485.76

We hereby certify that we have reviewed the contents and hereby attest to the veracity and correctness of the data or information contained in this document.

  
**ATTY. CHRISTINE N. MERALDES**

Local Accountant



LOCAL DISASTER RISK REDUCTION AND MANAGEMENT FUND UTILIZATION

REGION: REGION V- BICOL REGION  
PROVINCE: SORSOGON  
CITY/MUNICIPALITY: CITY OF SORSOGON (Capital)

CALENDAR YEAR:  
QUARTER:

Particulars	LDRRMF		Continuing Appropriation	Special Trust Fund	NDRRMF	From Other LGUs	From Other Sources	Total	Remarks
	Quick Response Fund (QRF) 30%	Mitigation Fund 70%							
<b>A. Sources of Funds</b>									
Current Appropriations	P 27,045,000.00	P 63,105,000.00	P -	P -	P -	P -	P -	P 90,150,000.00	
Continuing Appropriations			6,663,083.41					6,663,083.41	
Previous Year's Appropriations transferred to the Special Trust Fund								-	
Ø CY 2018				42,188.01				42,188.01	
Ø CY 2020				3,005,970.07				3,005,970.07	
Ø CY 2021				2,459,026.25				2,459,026.25	
Ø CY 2022				8,617,252.59				8,617,252.59	
Ø CY 2023				31,426,326.37				31,426,326.37	
Transfers/Grants						200,000.00	1,014.25	201,014.25	From other LGUs - 200,000.00 from Naga City, Cebu (Typhoon Kristine Assistance) Other Sources: Private-1,000.00, OKADA-12.25, PCSO-2.00.
<b>Total Funds Available</b>	<b>P 27,045,000.00</b>	<b>P 63,105,000.00</b>	<b>P 6,663,083.41</b>	<b>P 45,550,763.29</b>	<b>P -</b>	<b>P 200,000.00</b>	<b>P 1,014.25</b>	<b>P 142,564,860.95</b>	
<b>B. Utilization</b>									
<i>Special TF- LDRRMF 2018 Savings</i>									
Reverted to GF for Social Services				42,188.01				42,188.01	
<i>Special TF- LDRRMF 2020 Savings</i>									
Conduct of CDRRMC Meeting				72,000.00				72,000.00	
<i>Special TF- LDRRMF 2021 Savings</i>									
Conduct of Trainings and Drills				1,437,219.13				1,437,219.13	
Purchase and fabrication of Dog Impounding Vehicle				235,000.00				235,000.00	
<i>Special TF- LDRRMF 2022 Savings</i>									
Conduct of CBMS				867,575.00				867,575.00	
Conduct of Trainings and Drills				631,296.14				631,296.14	
Rehabilitation/Construction of Farm Machinery and Equipment Shed				930,024.03				930,024.03	
Construction of Drainage Lined-Canal@City Employees Housing				377,627.92				377,627.92	
<i>Special TF- LDRRMF 2023 Savings</i>									
Conduct of Trainings and Drills				225,209.36				225,209.36	
Stockpiling of goods				12,191,022.50				12,191,022.50	
51.12% work accomplishment for the construction of thru canal (phase II) at City Village, Brgy. Cabid-an, East District, Sorsogon City				960,612.13				960,612.13	
Construction of flood control at brgy. Sugod bacon district, Sorsogon City (counterpart to 20%)				15,064,981.46				15,064,981.46	
EOC Repair				1,744,991.17				1,744,991.17	
<i>Other Sources</i>									
Refund to PCSO (unutilized fund)							2.00	2.00	
<i>Continuing Appropriations(2021)</i>									
Procurement of Manlift Truck			3,197,500.00					3,197,500.00	
<i>Continuing Appropriations(2023)</i>									
Construction of Flood Control @ Brgy. Bulabog, West District (Final Payment)			787,256.04					787,256.04	

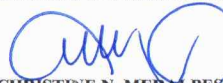
Particulars	LDRRMF		Continuing Appropriation	Special Trust Fund	NDRRMF	From Other LGUs	From Other Sources	Total	Remarks
	Quick Response Fund (QRF) 30%	Mitigation Fund 70%							
Repair/Improvement of Multi-Purpose Hall (EOC) @ Brgy. Cabid-an, East District (Final Payment)			219,573.72					219,573.72	
Construction of DRR Warehouse			1,934,131.25	398,444.74				2,332,575.99	STF - 2020 Savings
<b>Disaster Prevention and Mitigation (2024)</b>								-	
Construction of Open Canal @ Sitio Centro Iraya & Bliss Macabog, West District		2,490,000.37						2,490,000.37	
Construction of Seawall @ Brgy. Cambulaga, West District		4,931,846.06						4,931,846.06	
Construction of Flood Control @ Brgy. Sugod, Bacon District		4,900,000.00						4,900,000.00	
Repair and maintenance of hydromet stations		52,000.00						52,000.00	
Conduct of CDRRMC Meetings		35,000.00						35,000.00	
<b>Disaster Preparedness</b>								-	
Conduct of Trainings and IECS on disaster preparedness and response		1,464,534.90						1,464,534.90	
Stockpiling of basic emergency supplies (Welfare Goods)		25,931,442.50						25,931,442.50	
Stockpiling of basic emergency supplies (Medical, Dental & Laboratory supplies)		1,566,680.00						1,566,680.00	
Development of Information and Database Generation		226,855.00						226,855.00	
Provision of insurance, licenses and taxes and fees		1,394,438.38						1,394,438.38	
Procurement of rescue equipment, gears and supplies (PPEs, etc.)		790,734.00						790,734.00	
Evacuation supplies, tools and equipment		848,954.00						848,954.00	
Improvement of Water System in Evacuation Center (Balogo)		258,346.00						258,346.00	
Procurement of Mini Backhoe		3,400,000.00						3,400,000.00	
Procurement of Rescue Boat		1,318,475.00						1,318,475.00	
Procurement, restoration and installation of Public Address System in Barangays		780,000.00						780,000.00	
Procurement and installation of Base Radio in Barangays		797,250.00						797,250.00	
Procurement of equipment for production of IEC materials and hazard warning signages (tarpaulin printer, ink etc.)		998,200.00						998,200.00	
DRRM IEC thru media broadcast		120,000.00						120,000.00	
<b>Quick Response Fund (2023)</b>									
Emergency expenses	138,726.88							138,726.88	
Emergency purchase of rice Typhoon Kristine	4,163,237.50							4,163,237.50	
<b>Total Utilization</b>	<b>4,301,964.38</b>	<b>52,304,756.21</b>	<b>6,138,461.01</b>	<b>35,178,191.59</b>	<b>-</b>	<b>-</b>	<b>2.00</b>	<b>97,923,375.19</b>	
<b>Unutilized Balance</b>	<b>P 22,743,035.62</b>	<b>P 10,800,243.79</b>	<b>P 524,622.40</b>	<b>P 10,372,571.70</b>	<b>P -</b>	<b>P 200,000.00</b>	<b>P 1,012.25</b>	<b>P 44,641,485.76</b>	

Note: The amount of P2,850,000.00 for the Procurement of Emergency Rescue Vehicle was obligated by the City Budget Office, but was not yet part of the Utilization Report since the said vehicle was not yet delivered as of December 31, 2024.

Copy furnished: CPDO

COA  
CDRRMO  
DILG  
CBO

I hereby certify that I have reviewed the contents and hereby attest to the veracity and correctness of the data or information contained in this documents.

  
**ATTY. CHRISTINE N. MERALPES**  
City Accountant

Province of SORSOGON  
 CITY OF SORSOGON  
 LOCAL DISASTER RISK REDUCTION AND MANAGEMENT FUND UTILIZATION  
 As of December 31, 2024

**CPDO**

RECEIVED BY: *[Signature]*  
 DATE & TIME: 01/20/25 (4:55)

Particulars	LDRRMF (5%)								CONTINUING APPROPRIATIONS				SPECIAL RESERVE FUND				OTHER SOURCES				
	Allocation for Prevention, Mitigation and Preparedness (70%)				Quick Response Fund (30%)				Total Amount	Utilized Amount	Balance	Utilization Rate	Total Amount	Utilized Amount	Balance	Utilization Rate	Total Amount	Utilized Amount	Balance	Utilization Rate	
	Total Amount	Utilized Amount	Balance	Utilization Rate	Total Amount	Utilized Amount	Balance	Utilization Rate													
<b>A. Source of Funds</b>																					
Current Appropriations	63,105,000.00	52,304,756.21	10,800,243.79	82.89%	27,045,000.00	4,301,964.38	22,743,035.62	16%	-	-	-	-	-	-	-	-	-	-	-	-	-
Continuing Appropriations	-	-	-	-	-	-	-	-	6,663,063.41	6,138,461.01	524,622.40	92.13%	-	-	-	-	-	-	-	-	-
Prior Year's Appropriations transferred to Special TF	-	-	-	-	-	-	-	-	-	-	-	-	45,550,763.29	35,178,191.59	10,372,571.70	77.23%	-	-	-	-	-
Transfers/Grants	-	-	-	-	-	-	-	-	-	-	-	-	-	-	-	-	-	-	-	-	201,014.25
<b>Total Funds Available</b>	<b>63,105,000.00</b>	<b>52,304,756.21</b>	<b>10,800,243.79</b>		<b>27,045,000.00</b>	<b>4,301,964.38</b>	<b>22,743,035.62</b>		<b>6,663,063.41</b>	<b>6,138,461.01</b>	<b>524,622.40</b>		<b>45,550,763.29</b>	<b>35,178,191.59</b>	<b>10,372,571.70</b>		<b>201,014.25</b>	<b>201,014.25</b>	<b>-</b>	<b>201,014.25</b>	<b>0%</b>
<b>B. Utilization</b>																					
1. Disaster Preparedness and Response Projects		39,895,909.78								5,131,631.25				20,113,210.13							2.00
2. Disaster Prevention and Mitigation		12,408,846.43								1,006,829.76				15,064,981.46							
3. Disaster Response Program						4,301,964.38															
4. Disaster Rehabilitation and Recovery																					
5. Disaster Rehabilitation and Recovery Program																					
6. Disaster Quick Response Program																					
<b>Total Utilization</b>		<b>52,304,756.21</b>				<b>4,301,964.38</b>				<b>6,138,461.01</b>				<b>35,178,191.59</b>							<b>2.00</b>
<b>UNUTILIZED BALANCE</b>			<b>10,800,243.79</b>				<b>22,743,035.62</b>				<b>524,622.40</b>				<b>10,372,571.70</b>						<b>201,014.25</b>

CERTIFIED CORRECT: *[Signature]*  
 ATTY. CHRISTINE N. MERALPES  
 CGDH I-City Accountant