

LBP Form No. 6

STATEMENT OF DEBT SERVICES


Budget Year: 2015

Sorsogon City


FUND/SPECIAL ACCOUNT:

Creditor (1)	Date Contracted (2)	Term (3)	Principal Amount (4)	Previous	Payments	Made	Amount Due 2015			Balance of the Principal (7)
				Principal	Interest (5)	Total	Principal 2015	Interest (6)	Total	
AS OF SEPT., 2014										
LBP	2006	8 years	88,300,000.00	88,299,999.96	32,618,638.27	120,918,638.23	0.00	0.00	0.00	0.00
LBP	2009-10	10 + 5 yrs.	77,499,407.99	54,376,495.14	21,510,650.79	75,887,145.93	4,954,909.80	1,857,103.20	6,812,013.00	18,168,003.05
LBP	2011-2012	10years	26,551,065.57	5,841,234.32	3,612,286.61	9,453,520.93	2,958,547.32	1,647,397.44	4,605,944.76	17,751,283.93
			8,369,000.00	2,221,792.72	976,424.67	3,198,217.39	1,189,782.00	498,757.68	1,688,539.68	4,957,425.28
TOTAL			200,719,473.56	150,739,522.14	58,718,000.34	209,457,522.48	9,103,239.12	4,003,258.32	13,106,497.44	40,876,712.26

Certified Correct:


 MERLIN P. ABAYA
 OIC-City Accountant

Noted:


 SALLY A. LEE
 Local Chief Executive

LBP form No. 6-2015
 jing/elpos/aquino
 sept.17, 2014

"TUNAY NA SERBISYO PARA SA SORSOGANON"

LBP Form No. 6

STATEMENT OF DEBT SERVICES


Budget Year: 2014

Sorsogon City


FUND/SPECIAL ACCOUNT:

Creditor (1)	Date Contracted (2)	Term (3)	Principal Amount (4)	Previous	Payments	Made	Amount Due			Balance of the Principal (7)
				Principal	Interest	Total	Principal 2014	Interest (6)	Total	
AS OF SEPT., 2013										
LBP	2006	8 years	88,300,000.00	76,736,905.14	32,184,266.24	108,921,171.38	8,409,523.84	648,642.12	9,058,165.96	3,153,571.02
LBP	2009-10	10 + 5 yrs.	77,499,407.99	44,191,502.82	19,390,982.58	63,582,485.40	8,441,631.48	2,786,086.92	11,227,718.40	24,866,273.69
LBP	2011-2012	10years	26,551,065.57	2,882,687.01	1,938,680.98	4,821,367.99	2,958,547.20	1,893,996.36	4,852,543.56	20,709,831.36
			8,369,000.00	1,030,208.48	469,156.10	1,499,364.58	1,200,595.44	598,939.32	1,799,534.76	6,138,196.08
TOTAL			200,719,473.56	124,841,303.45	53,983,085.90	178,824,389.35	21,010,297.96	5,927,664.72	26,937,962.68	54,867,872.15

Certified Correct:


 MERLIN P. ABAYA
 OIC-City Accountant

Noted:


 SALLY A. LEE
 Local Chief Executive